


# **ADVANCING YOUR CAREER**

## **In Arts Education**



Katherine Knight





# ABOUT ME



- 2003: Moved to Washington DC with a BA in Visual Art
- Waited tables, volunteered, and taught non-credit Art classes at local summer camps, after school programs, community, and senior centers.
- 2008: Completed MFA at American University
- Adjunct Professor of Visual Art at the Corcoran College of Art and Design, Prince George's Community College, and Montgomery College.
- 2015: Hired full time at Montgomery College





# AGENDA



01

Start *Now*

02

Ways to Teach Art, and what degrees you'll need.

03

How to Pay for your Degree(s)

04


How to Prepare for the job you *want*, while working the job you *have*.

05

Getting Hired








# 01

## Start *Now*





# First Teaching Gigs



**You don't have to wait until you finish your degree to get started.**

- Volunteer with an organization
- Host an Art Party for kids *or* adults
- Mentor someone in your studio
- Bring Art Supplies to your next Babysitting gig
- Put the word out in your neighborhood



**Art Enables**

**Smithsonian**

**The Kennedy Center**

**Homeless Children's  
Playtime Project**

**VolunteerMatch**






# PLAN FOR THE PORTFOLIO

Most teaching applications will ask you to share 10–20 images of Student Work

Prepare assignments that will give you good results


- Try to target one or more item from this list
  - Technique or Theory
  - Elements of Design
  - References historical or contemporary artists/art movements
  - Allow students to demonstrate knowledge, skill, and individuality



**Document *everything*.**

.....





# 02

Ways to teach Art  
& what degrees you'll need



# ENTRY LEVEL JOBS



## DEGREES

Highschool, Associate's, or Bachelor's

## JOBS

- Non-Credit classes at Art Supply Stores and Maker Spaces
  - Michael's, Blick/Utrecht
  - Paint n' Sip
  - Studio Spaces
- **Summer Camp Counselor/Assistant Counselor**





# COLLEGE DEGREES

## DEGREES

BA (Bachelor of Arts), BFA (Bachelor of Fine Arts), or any Bachelor's degree with evidence of substantial Art/Studio experience

## JOB

- **All Sorts of Non-Credit Classes**
- Senior Centers
- Afterschool Programs
- Community Centers (MNCPPC)
- Arts Centers
  - VisArts, MoCA Arlington, Pyramid Atlantic,
  - Sitar, Capitol Hill Arts Center
- Studio Atelier
  - Washington Studio School, Torpedo Factory
- **Non-Credit classes at 2 or 4 year Credit Institutions**
  - Adult Non-Credit Classes
  - Highschool Portfolio Development

**PGCC SAGE Program**

**Corcoran/GW Non Credit**

**HCC Workforce, Career, & Community Education**

**MC Workforce Development**

**UDC Non Credit Courses**

# MASTERS DEGREES

## MAT

### **Masters at Teaching**

Degree focuses on Teaching  
Required for all Public K-12

Usually 1 to 2 year Program

May have to pass Praxis exam

## MFA

### **Masters of Fine Art**

Degree in Studio Arts  
Required for teaching College  
Level Studio Arts

Usually 2-3 year Program

### **Notes:**

Private K-12 can hire whomever they want, BA, BFA, MAT or MFA





# 03

How to pay  
for your Degree(s)







# DO AS MUCH AS YOU CAN AT A COMMUNITY COLLEGE

.....

## BA & BFA

- A cost effective way to complete the first two years of Undergraduate School OR to knock out General Education Requirements
- *Articulation Agreements* may be an easier path to admission
- Knowledge and Support in navigating Arts and Education in Higher Ed

## MFA & MAT

- Guided Support in building your application portfolio
  - **Professional Practice Class – a practice run for your Application Materials**
- 
- 
- .....

# PROFESSIONAL PRACTICES

**Take your Application Materials for a Test Drive!**



Practice Writing about Art and Ideas

Create a Professional CV

Learn how to Document your Work

Build a Website

Gain confidence in in speaking publicly about (your) art

**Don't be afraid to tailor your Pro Practice Experience to *your* needs/career path!**



# OTHER WAYS TO PAY FOR DEGREES

## ACCELERATED SCHEDULE

- Look for a 1 year intensive MAT program
- Some Schools (including MICA) offer a 5 year BFA/MAT Combo

## ALTERNATIVE FORMATS

- Low-Residency MFA (MICA, SVA, SAIC)
- Online MAT (American University, University of Maryland Global Campus)



## FIND FUNDS

- Search *Fully Funded MFA or MAT Options*
- [Findaid.org](https://findaid.org)
- Sticker Price targets wealthiest students

**Don't be afraid to *negotiate* your Financial Aid/Scholarship package!**  
**You are worth it!**








# 04

Prepare for the job you *want*  
While working the job you *have*







## ASK YOURSELF



What can I do *now* to make my application  
stand out *later*?

**Remember**

***There's a human at the other end of every application***



# DIVERSIFY YOUR SKILLS



## BECOME AN EXPERT

- Manage specialized equipment or facility?
  - Work study, studio tech, or lab manager
- An administrative niche you can fill?
- Is there a subset of classes you can teach in addition to your speciality?

## GET INVOLVED

- Volunteer for a committee
- Ask to assist with curriculum development
- Sponsor a student club
- Brush up on your Office Skills







# PREPARE TO STAND OUT




## EXISTING OPPORTUNITIES

- Internships
- Artist Residency
  - Chautauqua Institution
  - Artist Residency programs in National Parks
- Take a Seminar or Class
  - Non-Credit or Short Course at a reputable school
- Work as a Studio Assistant

## MAKE YOUR OWN

- DIY Residency or Project
- Artist Residency in Motherhood
- **Document, Document, Document!**



Clockwise from left: Jym Davis, Shin Yu Pai,  
Steven Walker








# 05

## Get Hired



# SAMPLE JOB APPLICATION

## IMAGES

- 20 images of your Personal Studio Work
- 20 images of your Student Work

## WRITING

- Cover Letter/Statement of Intent
- Professional CV with ALL your Exhibition, Teaching, and related experience
- Sample syllabi and assignments?
- Philosophy of Teaching?
- Artist Statement?

## OTHER

- Letters of Recommendation
- Transcripts (K-12 may require Praxis Exam Scores)
- Interview(s)
- Teaching Demo?



# SAMPLE IMAGES

## Personal Portfolio

- Your best personal work
- Consider which will serve you best in this application
  - *depth or breadth?*

## Student Portfolio

- Excellent student examples at a variety of skill levels
- It's OK if the Student Work isn't the exact age/media/skill level that you're applying to teach
  - it's more about how you structure your assignments, content, and classroom
  - Can contextualize student work in your Cover Letter



# WHAT TO SAY IN YOUR COVER LETTER

- Your Cover Letter is informative, but also a *writing sample*.
  - The Committee will use it to see how you *think* and *write* about Art.
- Cover Letter gets read *first*, but should be written *last*.
- Use it to Contextualize, Highlight, or Connect other parts of your application
- Discuss Service x3
  - Teaching: Service to your students
  - Research: Service to own Artistic Practice
  - Service: to your Department/School
- Always answer the question: *How?*





# WHAT TO SAY IN YOUR TEACHING PHILOSOPHY

- Discuss your philosophy on teaching art
- but ALSO share your thoughts on educating *the whole person*
  - Most students in art classes are not there to become Professional Artists
- Always answer the question: *How?*
  - How do you engage students, or help them generate ideas
  - How do you help them evaluate their work?
  - How do you help them generate ideas, deal with perfectionism, or setbacks?
- Tie it back to your Student Portfolio, your personal practice, or your Cover Letter









# THE INTERVIEW



The Interview will be an important part of hiring for all teaching jobs

- Entry, non-credit, and Adjunct jobs will likely be a one-on-one interview
  - K-12 and Full Time jobs will likely have a Hiring Committee
    - There may be an initial Phone or Zoom interview before the in-person interview
  - Each search/interview will have its own agenda and set of requirements
  - BUT – you can think of the interview as your chance to present and elaborate upon your application.
    - In other words, you've already done most of the work
  - Interview Tips:
    - Be organized and prepared
    - Dress professionally, but comfortably. You want to feel like yourself.
- 
- 

# WHERE TO SEARCH FOR JOBS

## VOLUNTEER & NON CREDIT

[Indeed.com](#)

[Idealist.org](#)

Craigslist

Individual websites and  
Social Media

## PUBLIC K-12 AND K-12 PRIVATE

Local Public School  
System Website ([DCPS](#))

[Indeed.com](#)

Google K-12 art jobs

Individual School  
Websites

## COLLEGE LEVEL

[College Art Association](#)  
([CAA](#))- and their annual  
conference!

[Higher Ed Jobs](#)

[Academic Keys](#)

Individual school websites





# FINAL THOUGHTS



## LOOK FOR A SIDE DOOR

Prepare a simplified PDF version of your application materials, and email them out to local schools 2 weeks before classes start.


**Bonus Points if HR already has you in their system**


## KEEP YOUR MATERIALS CURRENT

Try to be Always Ready, but acknowledge that you're Never Ready.

The timing is never perfect.

Go for it anyway.





# THANK YOU

Any Questions?

